

PANBETON[®]
COLLECTION

CONCRETE LCDA



PANBETON[®]
ORIGIN

DESIGN : STUDIO LCDA
DIM: 2600 x 900 MM | 102.36" x 35.43"



PANBETON[®]
TOTEM

PANBETON[®]
TRIO 2MM

DESIGN : STUDIO LCDA
DIM: 2600 x 900 MM | 102.36" x 35.43"



PANBETON[®]
TRIO 15 MM

DESIGN : STUDIO LCDA
DIM: 2600 x 900 MM | 102.36" x 35.43"



PANBETON[®]
CROSS

PANBETON[®]
DOMINO

DESIGN : STUDIO LCDA
DIM: 2600 x 900 MM | 102.36" x 35.43"



PANBETON[®]
RIVET

DESIGN : STUDIO LCDA
DIM: 2600 x 900 MM | 102.36" x 35.43"



ORIGIN

Studio LCDA



TOTEM

Studio LCDA



TRIO 15 MM

Studio LCDA



CROSS

Studio LCDA



DOMINO

Studio LCDA



NEW



RIVET
Studio LCDA




BANCHÉ 2 MM
SCAFFOLDED 2 MM
Matali Crasset



BANCHÉ 15 MM
SCAFFOLDED 15 MM
Matali Crasset



RUSTY
Studio LCDA





CLASSIQUE
CLASSIC
Studio LCDA



BOUCHARDÉ
Patrick Norguet




PEIGNÉ
COMBED
Rodolphe Parente




BARBICAN
Terence Woodgate




OSB
Terence Woodgate






FACTORY
Victoria Wilmotte



SHAN 山
Neri&Hu



SHUI 水
Neri&Hu



YUN 云
Neri&Hu





BOIS VERTICAL
SHUTTERED VERTICAL WOOD
Matali Crasset




BOIS HORIZONTAL
SHUTTERED HORIZONTAL WOOD
Matali Crasset




LAMES BOIS VERTICALES
VERTICAL PLANKS
Studio LCDA



TIMBER
Jean-Philippe Nuel



CHEVRONS
Jean-Philippe Nuel





FRAGMENTATION

Matali Crasset



MODERN

Ich & Kar



SLATS

Jean-Marie Massaud



GIOMETRY

Ora Ito



DELICATE

Normal Studio






FOUETTÉ
WHIPPED
Rodolphe Parente



MODELÉ
FINGERPRINT
Rodolphe Parente






MICA
Sebastian Herkner



MADE IN HAUSSMANN
Matali Crasset



HAUSSMANN MINIMAL
Matali Crasset






GRAND CAPITON

Studio LCDA



HARMONY

Patrick Norguet




CHOIX DES FINITIONS

Sélectionnez un coloris et une texture (ou créez votre propre couleur)


COULEURS*



200
Gris Naturel



217
Gris Moyen




216
Gris Anthracite



402
Blanc




404
Pierre



209
Noir



205
Marron



269
Luzerne



473
Ouarzazate

FINITIONS*



Brut Léger



Brut Moyen



Brut Fort

OPTIONS

→ Béton vieilli

→ Découpe sur-mesure

→ Classification feu
A2-s1d0 (avec support
spécifique : plaque fibres-
gypse)

CHOIX DU TRAITEMENT

TRAITEMENTS - INFORMATIONS TECHNIQUES

PANBETON® SLIMBETON® BETON LEGE®

	APPLICATION	RÉSISTANCE AUX TACHES	FIXATEUR POUSSIÈRE	ASPECT	SPÉCIFIQUEMENT RECOMMANDÉ POUR	ENTRETIEN
NON-TRAITÉ	<input checked="" type="checkbox"/> PANBETON® <input checked="" type="checkbox"/> SLIMBETON® <input checked="" type="checkbox"/> BETON LEGE®	☆ ☆ ☆ ☆ ☆		Mat	Murs et plafonds sans risque important de taches	Nettoyage à l'aide d'un chiffon microfibre humide et d'un produit d'entretien neutre (non corrosif) type savon noir
TRAITEMENT E <i>Fixateur poussière</i>	<input checked="" type="checkbox"/> PANBETON® <input checked="" type="checkbox"/> SLIMBETON® <input checked="" type="checkbox"/> BETON LEGE®	★ ☆ ☆ ☆ ☆	✓	Mat		
TRAITEMENT D <i>Fixateur poussière + anti-taches</i>	<input checked="" type="checkbox"/> PANBETON® <input checked="" type="checkbox"/> SLIMBETON® <input checked="" type="checkbox"/> BETON LEGE®	★ ★ ☆ ☆ ☆	✓	Mat	Murs et plafonds avec risque important de taches	
TRAITEMENT S <i>Hydrofuge renforcé</i>	<input checked="" type="checkbox"/> PANBETON® <input checked="" type="checkbox"/> SLIMBETON® <input checked="" type="checkbox"/> BETON LEGE®	★ ★ ★ ☆ ☆	✓	Satiné	Zones à risques de projection, passage intensif	

TRAITEMENTS RÉALISÉS PAR NOTRE ÉQUIPE OU DANS NOTRE USINE

CONCRETE LCDA

WWW.CONCRETE-BETON.COM



8 rue Copernic - 49240 Avrillé - FRANCE

contact@concrete-beton.com

T +33 2 41 33 99 10

F +33 9 70 32 65 61

OberSurfaces®

Une société d'Ober Surfaces

www.ober-surfaces.com